

Venezia D'oro Video Slot

Introduction

Venezia D'oro video slot is a 5-reel. The slot consists of 13 cards - 1 of which is Wild, and 1 is Scatter.

Reel Ways Pay depend on the number of active reels:

- at active first reel - 3;
- at active first and second reels - 9;
- at active first, second and third reels - 27;
- at active first, second, third and fourth reels - 81;
- at active first, second, third, fourth and fifth reels - 243.

If a certain Reel is active, all its visible positions are active.

If a certain Reel is inactive, only one position is active, and that is the one in the middle.

Reel Ways Pay bet depends on the number of active Reels.

- at active first reel - 1;
- at active first and second reels - 3;
- at active first, second and third reels - 7;
- at active first, second, third and fourth reels - 15;
- at active first, second, third, fourth and fifth reels - 25.

Win combinations may contain only one symbol in an enabled position from each consecutive reel. Win combinations are paid left to right on adjacent reels, on enabled positions, beginning with the leftmost reel.

Scatter wins are paid left to right on adjacent reels, beginning with the leftmost reel even if they are on excluded for play positions.

How to Bet

- A wagering denomination (coin value) can be chosen by clicking any of the four denomination buttons.
- Bets are chosen by clicking any of the five bet buttons on the bottom of the screen. The amount displayed on each of the bet buttons is the total bet. When activating any of the bet buttons the player selects a bet and starts a game at the same time. Activation of those buttons is also possible by pressing „C“, „V“, „B“, „N“ and „M“ buttons from the keyboard. Pressing „C“ button places the smallest bet, pressing „V“ button places next bet and so on.
- In case the Paytable is open, the amounts related to the chosen bet value are shown. If the player presses any of the remaining bet buttons, a bet selection is made alone and the relevant payouts are shown in the Paytable. Only upon second activation of the same button the game is started.
- When opening the game at first, the lowest bet button is always selected by default.
- If when activating a bet field there is a sum that was won, the animation of the increasing amount won in the "Win" field stops and the whole amount won is visualized.

Gamble Feature

In case of a winning, the player is given the option to access the Gamble round, by pressing the active button "Gamble".

Gamble feature activates when Gamble screen is open and the card in the middle of the screen is face down and flashes red and black. The label "Gamble Attempts Left" shows the number of trials the player has for this game. The label "Gamble Amount" shows the amount the player would like to double in the game Gamble. The label "Gamble to Win" shows the amount which

a player could win if he/she guesses the color of the card. There are two buttons to select: "Red" and "Black". Clicking the "Black" button is also possible by clicking the „►" from the keyboard. Clicking the "Red" button is also possible by clicking the „◄" from the keyboard. When selecting "Black" or "Red", the card is moved up in the screen and is kept as history. Last five cards from the player's session are kept in the History section.

If the player has guessed the color of the card, a new card appears in the middle of the screen face down and flashes red and black. This process continues until the player makes a wrong guess. The sum from field "Gamble Amount" is shown in the field "Win". If the player wishes to end the game "Gamble", he/she activates the button "Collect". The screen closes and the amount from the field "Win" is transferred to the field "Balance".

If the player does not guess the color of the card, the game Gamble ends, and the player loses the amount. The screen closes up. The amount from the field "Win" is lost, and does not add up to the Balance.




The maximum amount won that can be brought to the Gamble round is given in the Paytable.









Game Controls


Following fields appear on the screen of the Venezia D'oro slot:

- **"Balance/Credit"** - upon activation of this field, the player switches from credit to currency which he/she has chosen to play with. This is also valid when switching from currency to credit. The activation of this button is possible at all stages of the game;
- **"Win"** - this field displays the total amount won at one rotation of the reels. If, while the animation of the increasing amount goes, "Collect" button is activated, the animation stops and the amount won for this rotation of the reels is shown;
- **"Last Win"** - this field displays the last winning amount from the game;
- **Win Cards field** - this field is located below the reels. It shows the number of winning combinations for a certain card, the card in its graphic view and the amount the player won from those combinations;
- **Panels for selection and visualization of Reel Ways Pay** - they are located on both sides of the screen. The selection of number of Reel Ways Pay happens as follows: the player should select one of the values from the panels: 3, 9, 27, 81 or 243. The currently selected number Reel Ways Pay is colored in a different color than the rest of the numbers. The number of Reel Ways Pay cannot be changed while the reels are rotating, during Autoplay, Gamble and Free Spins mode. In case a sum is won, when changing the number of Reel Ways Pay the amount won is added directly to the player's balance, and the gamble option is not given to the player.

Following buttons appear on the screen of the Venezia D'oro slot:

Button	Name	Description
	Select	When the button "Select" is activated, a bet selection is made.
	Start	When activating button "Start", the reels start turning and this button turns into "Stop All" button. If there was an amount previously won, it is automatically added to the player's balance. The Reels can also start rotating by activation of the "Space" button (from the keyboard).
	Stop All	When the button "Stop All" is activated, the reels stop turning all at one time and the button changes to "Start" (if there is no winning combination), and "Collect" if there is a winning combination. The Reels can also

		<p>stop rotating by activation of the "Space" button (from the keyboard).</p> <p>The reels can be stopped individually. While the reels are rotating, the player can click and stop each one of the reels, and then this particular reel stops simultaneously with the first one.</p>
	Collect	<p>When activating "Collect" button, the animation of the increased winning stops and in the field "Win" the entire winning sum is shown, and the button gets status "Start". The animation of the increased winning can also stop by activation of the "Space" button (from the keyboard).</p>
	Gamble	<p>When activated it opens up the Gamble screen. Pressing the „◀" or „▶" buttons from the keyboard can also activate "Gamble".</p>
	Denomination	<p>Displays the value of one credit. Clicking this button is also possible by pressing „X" button from the keyboard. This button is inactive while the reels are rotating, during Autoplay, Gamble and Free Spins mode. The selection of the specific value is also possible by pressing following buttons „C", „V", „B" and „N" from the keyboard. Pressing „C" button selects the smallest denomination, pressing „V" button selects next one and so on. If there is win amount, when changing the denomination this amount is added to the player's balance and he/she cannot gamble this amount furthermore.</p>
	Autoplay	<p>When "Autoplay" button is activated, the game goes into an Autoplay mode and the button appears as "Stop Auto". This button is active only if the reels are not turning and the screen Gamble is not open. Activation of this button is also possible by pressing „Z" button from the keyboard.</p>
	Stop Auto	<p>When "Stop Auto" button is activated, the "Autoplay" game mode is stopped and the button appears as „Autoplay". This button is active only when the game is in Autoplay mode. Activation of this button is also possible by pressing „Z" button from the keyboard.</p>
	Sound control	<p>Upon activation of the button, the sound of the game is switched on/off, depending on its preceding condition.</p>
	Screen size control	<p>Upon activation of the button, the screen either expands or decreases its size, depending on its current state.</p>
	Paytable	<p>When activated this button opens/closes the rules of this game. "Paytable" button is inactive when the reels are spinning and when the game is in Autoplay and Free Spins mode.</p>

	Exit	<p>When activating this button, the player leaves the game. The button is inactive when the reels are spinning and when the game is in Gamble, Autoplay and Free Spins mode. In case a sum is won, during the activation of the button, the won amount is added to the player's balance and the game is closed. The player cannot gamble this last amount won furthermore. Activation of this button is also possible by pressing „," symbol from the keyboard.</p>
---	------	---

On the top of the game screen, the player can also see the number of the game and the local time according to his/her PC.

Rules

- Payouts are displayed on the Paytable.
- The Reel Ways Pay bet multiplied by the bet multiplier is equal to the total bet.
- The Grey symbol positions are excluded from Reel Ways Pay paly.
- Win combinations may contain only one symbol in an enabled position from each consecutive reel.
- Win combinations are paid left to right on adjacent reels, on enabled positions, beginning with the leftmost reel.
- Scatter wins are paid left to right on adjacent reels, beginning with the leftmost reel and the scatter symbols trigger the Free Spins feature even if they are on excluded for play positions.
- The same symbol, or its substitute, in a different position on the same reel pays the same win combination again.
- The pays of win combinations are multiplied by the number of the bet multiplier.
- Scatter wins are multiplied by the total bet value.
- Only the highest win combination is paid for each symbol.
- Win combinations may be paid multiple times.
- Simultaneous wins from multiple Ways Pay are added.
- Malfunction voids all pays and plays.

Free Spins

3 or more left to right Scatter symbols on consecutive reels, beginning with the leftmost reel trigger the Free Spins feature.

Text message "Press START to run this FEATURE" appears on the screen.

The player can start the games if he/she clicks on the text message area, or activates the "START" button.

A screen, from which to select of the five options appears:

- 1) 20 Free Spins with multiplier 2, 3 or 5;
- 2) 15 Free Spins with multiplier 3, 5 or 8;
- 3) 10 Free Spins with multiplier 5, 8 or 10;
- 4) 8 Free Spins with multiplier 8, 10 or 15;
- 5) 5 Free Spins with multiplier 10, 15 or 30.

After one of the options has been selected, the reels start automatically to rotate until all Free Spins are completed.

During the Free Spins all the wins with participation of at least one Wild symbol are multiplied randomly by one of the possible selected multipliers only once.

During Free Spins when two "Lantern" symbols appear simultaneously on active positions of reels 1 and 5, the player wins additional award which is 2, 5, 10, 15, 20 or 50 times the total bet.

The Free Spins are played at trigger Reel Ways Pay bet and bet multiplier.

The Free Spins cannot be stopped.

During the Free Spins 3 or more left to right Scatter symbols on consecutive reels, beginning with the leftmost reel trigger the Free Spins feature again. It will be played after the end of the current feature.

After all free games are completed, total amount won in the Free Spins can be played in the game "Gamble" (if the amount is smaller or equal to the one specified in the Paytable screen).

Jackpot Cards Bonus

Jackpot Cards Mystery is a randomly triggered bonus while any **Jackpot Cards** stamped game is played.

Jackpot Cards is a four-level mystery jackpot. Each mystery jackpot level is illustrated by a card suit:

- CLUBS - 1st level (the lowest jackpot value);
- DIAMONDS – 2nd level;
- HEARTS - 3rd level;
- SPADES - 4th and the highest level.

Each **Jackpot Cards** mystery level value and currency is displayed on the right side of its corresponding card suit symbol.

The jackpot levels contribution is a percentage of the player's bet.

• TRIGGERING

The **Jackpot Cards Mystery** bonus can be randomly triggered after a single game is finished and all resulting winnings are collected. When the **Jackpot Cards** Mystery is triggered, the player is automatically guaranteed one of the mystery jackpot levels.

Jackpot Cards Mystery plays on top of the base game and does not close it. Auto Play is automatically stopped when **Jackpot Cards** Mystery round is triggered. After it finishes, the control goes back to the game that has been played prior to the triggering of the **Jackpot Cards** Mystery bonus.

• RULES AND CONTROLS

Once triggered, the player is taken to the **Jackpot Cards** bonus game where a pick field made up of 12 cards face-down is displayed. The player selects cards by left-mouse click until revealing 3 matching card suit symbols. The **Jackpot Cards** Mystery level corresponding to the revealed suit will be awarded. The bonus amount will correspond to the amount accumulated at the moment of revealing the last matching symbol. To be able to end the **Jackpot Cards**, the player will be invited to press on "Collect" button, thus adding the bonus game winnings to his/her total balance.

The amount won in the **Jackpot Cards** Mystery round cannot be taken to the Gamble round.

The player has a reasonable chance to win the highest level of the bonus game with any of the qualifying bets, every time he enters the **Jackpot Cards** bonus. However, the higher the qualifying bet in the base game, the higher the chance to enter the bonus and win any one of the mystery jackpot levels.

Qualifying bets:

• SLOW INTERNET CONNECTION AND DISCONNECTION

A slow Internet connection could cause a delay and show outdated jackpot values.

Jackpot Cards bonus supports recovery in case of disconnection.

• WINNERS

If any of the jackpot mysteries is awarded, all the players that are playing **Jackpot Cards** stamped games will be notified that such event occurred on their screens.

Game Interruptions

- **Full Game Recovery**

In the event that the game is interrupted due to a loss of connection, next time when the player accesses the game, the unfinished game will be automatically resumed at the state it was interrupted at the time immediately before the interruption.

- **Cancelation**

In case the game has been canceled independently from the player, the moment of the cancelation is considered to be the end of the game. Any funds accumulated will be automatically returned to the player.

Return to Player

Return to Player of the Venezia D'oro slot game is 96.25%.