

BOUNTY BELLES

Game Rules (2.2 - 10/12/2020)

1. OVERVIEW

The goal is to obtain a winning combination on a winning way spread across the reels.

Game specifications:

Type	Slots
Number of reels	5
Number of rows	3 - during normal spins 3-5 - during Wild Bounty Mode
Number of ways	243-1125
Number of coins you can bet	20 (cannot be changed)
Progressive	No
Double feature	No
Auto spin feature	Yes
Wild symbols	Yes
Multiplier symbols	Yes
Scatter symbols	Yes
Bonus round	No
Free spins	Yes
Instant win	Yes
RTP	95.99%

The game disconnects if you do not take any actions for a specific number of consecutive minutes (this number varies depending on jurisdiction); the session recovery feature will save the game progress so that the next time the game is loaded, you can continue where you left off.

In the event of technical difficulties resulting in a dropped connection to the game server, the game you were playing is saved automatically and will load the next time you establish a connection to the game server. You will not be able to reconnect to the game server for the first 30 seconds after the disconnection.

Note: In case of malfunction all pays and play are voided; any bet that was not yet accepted will be voided, any bet that was unsettled will be refunded.

2. HOW TO PLAY

Note: If you do not have enough money to play a game, the bet can be set to the minimum selectable amount through a dialog window informing about this.



All winning ways pay from left to right. Winnings on different ways are all added. Only the highest winning combination on each way is paid. Winnings from Free Spins are added to the total win.

The auto spin feature does not automatically start free spins - player input is required.


On the info bar, you can view the current BET, your BALANCE and your current WIN, displayed in either credit or your real currency, depending on the current user's choice (Available only for specific jurisdictions). To toggle between credit or your real currency, click in the BALANCE area (Available only for specific jurisdictions).

2.1. Desktop version

To play, follow these steps:

1. Click  on the main screen, and then use the + and - buttons to select a coin value. Click  to save the settings and return to the main screen.

Note: The total BET is displayed in either credit or your real currency, depending on the current user's choice (Available only for specific jurisdictions). To toggle between credit or your real currency, click in the BALANCE area (Available only for specific jurisdictions).



2. Click  to place the bet and spin the reels one time.

The total amount won will be shown in the WIN field from the info bar, in either credit or your real currency, depending on the current user's choice (Available only for specific jurisdictions). For each winning combination, the amount won is the amount shown in the paytable for that winning combination.


To toggle between credit or your real currency, click in the BALANCE area (Available only for specific jurisdictions).

2.2. Mobile version

To play, follow these steps:

1. Tap  on the main screen, then use the + and - buttons to select a coin value. Tap  to save the settings and return to the main screen.

Note: The total BET is displayed in either credit or your real currency, depending on the current user's choice (Available only for specific jurisdictions). To toggle between credit or your real currency, tap in the BALANCE area (Available only for specific jurisdictions).

2. Tap  to place the bet and spin the reels one time.

The total amount won will be shown in the WIN field from the info bar, in either credit or your real currency, depending on the current user's choice (Available only for specific jurisdictions). For each winning combination, the amount won is the amount shown in the payable for that winning combination.

To toggle between credit or your real currency, tap in the BALANCE area (Available only for specific jurisdictions).

3. SPECIAL SYMBOLS AND FEATURES

3.1. Wild

The **Wild** symbol replaces any other symbols, except the **Bonus** Symbols, to form winning combinations.

Note: **Wild** symbols only appear on reels 1 and 2.

3.2. Bonus Symbol

Landing 3 or more **Bonus** symbols will trigger the **Free Spins**.

3.3. Wild Bounty Mode

Wild symbols only appear on reels 1 and 2.

Landing **Wild** symbols on reels 1 and 2 will start the **Wild Bounty Mode**.

Reels 3, 4 and 5 can expand by 1 or 2 rows higher during the **Wild Bounty Mode**.

Landing any **Bounty** symbols on reel 3, 4 or 5 while in **Wild Bounty Mode** will award the bounty amounts attached to them.

During **Wild Bounty Mode**, any **Bounty** Symbols which land in view on consecutive reels, starting with reel 3, will award the amounts attached to them.

Bounties are only paid on consecutive reels and must start on reel 3.

Note: Bounties are only paid by landing them on consecutive reels.

Note: The values displayed on the Bounty symbols are shown in the selected currency/coin.

Possible values are:

Reel 3 **Bounties:** 2x , 3x , 4x Bet

Reel 4 **Bounties:** 5x, 6x, 8x Bet

Reel 5 **Bounties:** 30x, 50x, 100x Bet

Note: Wild Bounty Mode can be triggered on any spin.

3.4. Most Wanted

On reel 5 only **Most Wanted Bounty** prizes exist.

Minor, Major and Grand, for each one of these the Bounties amount is awarded.

3.5. Free Spins

Landing 3 or more **Bonus** symbols will trigger **Free Spins**.

During **Free Spins Wild Bounty Mode** can be triggered on any spin.

Note: Free Spins can be re-triggered once.

x3 **Bonus** - 10 **Free Spins**.

x4 **Bonus** - 12 **Free Spins**.

x5 **Bonus** - 15 **Free Spins**.

3.6. Deadman's Draw

Randomly during **Free Spins** any win can be multiplied from a draw of cards.

Multiplier cards will be dealt, then shot and removed, and the last card that will be left will award the multiplier shown on the card to the current win.

Possible Multipliers: X2, X3, X5, X10

multiplier_won = Deadman's Draw

FS_Retrigger= Free Spins

scatter_values= Bounty value

scatter_gains= Bounty win

FS_Trigger= Free Spins

Ways= Ways







Total Win= Total Win

Spins= Spins

4. Other game buttons

4.1. Desktop version

The following buttons are available:








	Click this button to toggle the game sound on or off.
	<p>Click this button to open the PAYOUTS tab, where you can view several screens:</p> <ul style="list-style-type: none">• information about the payouts for the winning combinations, in either credit or your real currency - to toggle between credit or your real currency, click in the BALANCE area.• information about any existing special features or special symbols and their payouts, or specific awards;• basic game rules. <p>To navigate among the various screens in the PAYOUTS tab, click on the left and right arrows at the bottom of the screen.</p>
RULES	In the last of the screens from the PAYOUTS tab, click this button to view detailed game rules, in a new browser window.
	(in real mode only) This button can be found in the PAYOUTS screen, in the BET settings screen and in the AUTO SPIN screen. Click on it to view the gameplay history, in a new browser window.
	This button can be found in the PAYOUTS screen, in the BET settings screen and in the AUTO SPIN screen. Click on it to close the game and to open the home website, in the same browser window.
	(available while the reels are spinning) Click this button to stop the reels earlier.
	(available during winning animations) Click this button to skip the winning animations.



(available only for specific jurisdictions) Click this button to activate **Turbo** mode. The **Turbo** mode speeds up the gameplay - the spin time is reduced to a minimum.

4.2. Mobile version

The following buttons are available:

	Tap this button to toggle the game sound on or off.
	<p>Tap this button to open the PAYOUTS tab, where you can view several screens:</p> <ul style="list-style-type: none">• information about the payouts for the winning combinations, in either credit or your real currency - to toggle between credit or your real currency, tap in the BALANCE area.• information about any existing special features or special symbols and their payouts, or specific awards;• basic game rules. <p>To navigate among the various screens in the PAYOUTS tab, tap on the left and right arrows at the bottom of the screen.</p>
RULES	In the last of the screens from the PAYOUTS tab, tap this button to view detailed game rules, in a new browser window.
	(in real mode only) This button can be found in the PAYOUTS screen, in the BET settings screen and in the AUTO SPIN screen. Tap on it to view the gameplay history in a new browser window.
	This button can be found in the PAYOUTS screen, in the BET settings screen and in the AUTO SPIN screen. Tap on it to close the game and to open the home website, in the same browser window.
	(available while the reels are spinning) Tap this button to stop the reels earlier.
	(available during winning animations) Tap this button to skip the winning animations.
	(available only for specific jurisdictions) Tap this button to activate Turbo mode. The Turbo mode speeds up the gameplay - the spin time is reduced to a minimum.