

SEA OF RICHES™

Game Rules (3.2 - 23/02/2021)

1. OVERVIEW

The goal is to obtain a winning combination on a winning cluster spread across the reels.

Game specifications:

Type	Slots
Number of reels	6
Number of rows	6
Number of coins you can bet	20 (cannot be changed)
Progressive	No
Double feature	No
Auto spin feature	Yes
Wild symbols	Yes
Multiplier symbols	Yes (Wild Multiplier Symbols)
Scatter symbols	No
Bonus round	No
Free spins	Yes
Instant win	No
RTP	96.00%

The game disconnects if you do not take any actions for a specific number of consecutive minutes (this number varies depending on jurisdiction); the session recovery feature will save the game progress so that the next time the game is loaded, you can continue where you left off.

In the event of technical difficulties resulting in a dropped connection to the game server, the game you were playing is saved automatically and will load the next time you establish a connection to the game server. You will not be able to reconnect to the game server for the first 30 seconds after the disconnection.

Note: In case of malfunction all pays and play are voided; any bet that was not yet accepted will be voided, any bet that was unsettled will be refunded.

2. HOW TO PLAY

Note: If you do not have enough money to play a game, the bet can be set to the minimum selectable amount through a dialog window informing about this.

Wins are awarded when 5 or more matching symbols touching horizontally or vertically, or a combination of both.

Winning symbols are removed and new symbols will fall down to fill the gaps and create potential new wins.



Winnings on different clusters are all added. Winnings from Free Spins are added to the total win.

The auto spin feature does not automatically start free spins - player input is required.


On the info bar, you can view the current BET, your BALANCE and your current WIN, displayed in either credit or your real currency, depending on the current user's choice (Available only for specific jurisdictions). To toggle between credit or your real currency, click in the BALANCE area (Available only for specific jurisdictions).

2.1. Desktop version

To play, follow these steps:

1. Click  on the main screen, and then use the + and - buttons to select a coin value. Click  to save the settings and return to the main screen.

Note: The total BET is displayed in either credit or your real currency, depending on the current user's choice (Available only for specific jurisdictions). To toggle between credit or your real currency, click in the BALANCE area (Available only for specific jurisdictions).



2. Click  to place the bet and spin the reels one time.

The total amount won will be shown in the WIN field from the info bar, in either credit or your real currency, depending on the current user's choice (Available only for specific jurisdictions). For each winning combination, the amount won is the amount shown in the payable for that winning combination.


To toggle between credit or your real currency, click in the BALANCE area (Available only for specific jurisdictions).

2.2. Mobile version

To play, follow these steps:

1. Tap  on the main screen, then use the + and - buttons to select a coin value. Tap  to save the settings and return to the main screen.

Note: The total BET is displayed in either credit or your real currency, depending on the current user's choice (Available only for specific jurisdictions). To toggle between credit or your real currency, tap in the BALANCE area (Available only for specific jurisdictions).

2. Tap  to place the bet and spin the reels one time.

The total amount won will be shown in the WIN field from the info bar, in either credit or your real currency, depending on the current user's choice (Available only for specific jurisdictions). For each winning combination, the amount won is the amount shown in the payable for that winning combination.

To toggle between credit or your real currency, tap in the BALANCE area (Available only for specific jurisdictions).

3. SPECIAL SYMBOLS AND FEATURES

3.1. Treasure Map Collect

Collecting 25 **Map Pieces** symbols will take you to the next level.

There are four different levels, each with specific **Wild Seas Modifiers**. After finishing level 4 you will return to level 1.

3.2. Wild Seas Modifiers

At the end of any losing spin a **Wild Seas Modifiers** can trigger randomly and add Wild symbols to the reels.

The **Wild** symbol replaces any other symbols, except the **Map Pieces** symbols, to form winning combinations.

Each level has a specific **Wild Seas Modifiers**:

3.2.1. Level 1 - Wild Kraken

The **Kraken** will emerge from the deep to strike the reels, turning 5-10 random symbols **Wild**.

3.2.2. Level 2 - Wild Storm

A **Wild Tornado** will rip across the reels turning 3-9 random symbols **Wild**.

3.2.3. Level 3 - Wild Whale

A **Wild Whale** will splash a pattern of 5 symbols **Wild**.

3.2.4. Level 4 - Wild Ghostship

A **Ghostly Galleon** will appear across the reels turning 2-5 random **Wild Multiplier** symbols.

Note: Possible **Wild Multipliers** are: x2, x3, x4, x5 & x10

Multipliers are additive of one another, so winning a cluster with a x2 and a x10 Wild would award a total multiplier of x12 for that cluster.

3.3. Captain's Compass

Each win will charge the **Captain's Compass**.

Once triggering a modifier, the compass will reset to 24 symbols in case of a win to potentially trigger another modifier.

The **Captain's Compass** will reset to zero if no wins are present.

Depending on the level it is charged it can trigger different reel modifiers:

- **First Modifier (Rolling Rum)** triggered at **24-29 Symbols**
- **Second Modifier (Musket Mayhem)** triggered at **30-35 Symbols**
- **Third Modifier (Cannon Blast)** triggered at **36-41 Symbols**
- **Forth Modifier (Swarm O' Parrots)** triggered at **42-47 Symbols**

3.3.1. Rolling Rum

Between 1 and 3 barrels will roll, each transforming between 3 and 6 vertical symbols into the same symbol.

3.3.2. Musket Mayhem

Between 5 and 12 symbols will be shot and removed from the reels.

3.3.3. Cannon Blast

Between 1 and 3 cannon balls will be fired across the reels to remove the entire row of symbols.

3.3.4. Swarm O' Parrots

A swarm of parrots will attack the reels, removing between 10 and 15 symbols.

3.4. Stormin' Free Spins

Charging the **Captain's Compass** with 48 or more winning symbols will trigger the **Stormin' Free Spins**.

Spin the Ship's Wheel to win 5, 8, 10, 12 or 15 **Stormin' Free Spins**.

Note: The wheel does not represent a real device or physics, so segments selected may not have the same probabilities.

During **Stormin' Free Spins** lightning can strike the **Multiplier Compass** to award a win level multiplier (x1, x2, x5, x10) on that cascades series.

Once all wins for that spin have been completed the multiplier level will return to x1 for the next spin.

Note: The **Multiplier Compass** can be struck up to 3 times each winning free spin, increasing the multiplier for the current win.

In game history notes:

In game history map piece collections will be shown as follows:

- X = Previous Collected Map Pieces
- # = Newly Collected Map Pieces

MODIFIER_TRIGGERED|1 => Modifier ID 1= Wild Kraken

MODIFIER_TRIGGERED|2 => Modifier ID 2= Wild Storm

MODIFIER_TRIGGERED|3 => Modifier ID 3= Wild Whale

MODIFIER_TRIGGERED|4 => Modifier ID 4= Wild Ghostship

MODIFIER_TRIGGERED|5 => Modifier ID 5= Rolling Rum

MODIFIER_TRIGGERED|6 => Modifier ID 6= Musket Mayhem

MODIFIER_TRIGGERED|7 => Modifier ID 7= Cannon Blast

MODIFIER_TRIGGERED|8 => Modifier ID 8= Swarm of Parrots



Note: History application keys






initial_screen: initial symbols
 result_screen: Result Screen
 MODIFIER_TRIGGERED: Modifier Triggered
 MODIFIER_APPLIED: Modifier Applied
 NEXT_LEVEL: Next level
 CURRENT_LEVEL: Level
 COMPASS_VALUE: CAPTAIN'S COMPASS
 combo: Cascading Wins
 LEVEL_PROGRESSION: Treasure Map Collect
 BONUS: Free Spins
 CHARGING_VALUE: Charge amount
 Mask: Symbols changed by modifier

4. Other game buttons

4.1. Desktop version





The following buttons are available:




	Click this button to toggle the game sound on or off.
	<p>Click this button to open the PAYOUTS tab, where you can view several screens:</p> <ul style="list-style-type: none"> • information about the payouts for the winning combinations, in either credit or your real currency - to toggle between credit or your real currency, click in the BALANCE area. • information about any existing special features or special symbols and their payouts, or specific awards; • basic game rules. <p>To navigate among the various screens in the PAYOUTS tab, click on the left and right arrows at the bottom of the screen.</p>
RULES	In the last of the screens from the PAYOUTS tab, click this button to view detailed game rules, in a new browser window.

	(in real mode only) This button can be found in the PAYOUTS screen, in the BET settings screen and in the AUTO SPIN screen (available only for specific jurisdictions). Click on it to view the gameplay history, in a new browser window.
	This button can be found in the PAYOUTS screen, in the BET settings screen and in the AUTO SPIN screen (available only for specific jurisdictions). Click on it to close the game and to open the home website, in the same browser window.
	(available while the reels are spinning) Click this button to stop the reels earlier.
	(available during winning animations) Click this button to skip the winning animations.
	(available only for specific jurisdictions) Click this button to activate Turbo mode. The Turbo mode speeds up the gameplay - the spin time is reduced to a minimum.

4.2. Mobile version

The following buttons are available:


	Tap this button to toggle the game sound on or off.
	<p>Tap this button to open the PAYOUTS tab, where you can view several screens:</p> <ul style="list-style-type: none"> • information about the payouts for the winning combinations, in either credit or your real currency - to toggle between credit or your real currency, tap in the BALANCE area. • information about any existing special features or special symbols and their payouts, or specific awards; • basic game rules. <p>To navigate among the various screens in the PAYOUTS tab, tap on the left and right arrows at the bottom of the screen.</p>
RULES	In the last of the screens from the PAYOUTS tab, tap this button to view detailed game rules, in a new browser window.
	(in real mode only) This button can be found in the PAYOUTS screen, in the BET settings screen and in the AUTO SPIN screen (available only for specific jurisdictions). Tap on it to view the gameplay history in a new browser window.
	This button can be found in the PAYOUTS screen, in the BET settings screen and in the AUTO SPIN screen (available only for specific jurisdictions). Tap on it to close the game and to open the home website, in the same browser window.

	(available while the reels are spinning) Tap this button to stop the reels earlier.
	(available during winning animations) Tap this button to skip the winning animations.
	(available only for specific jurisdictions) Tap this button to activate Turbo mode. The Turbo mode speeds up the gameplay - the spin time is reduced to a minimum.


5. AUTO SPIN FEATURE


The loss limit setting allows stopping the auto spin feature automatically when the selected limit, plus your cumulative winnings, and minus your cumulative bets, is less than 0.


5.1. Desktop version

Click the **AUTO SPIN** button  to open the AUTO SPIN settings window where you can set up the following:


- **Number of auto spins:** click + or - to select the number of auto spins to play.
- **Loss limit:** click + or - to select the value of the loss limit;
- **Stop if a win reaches:** click + or - to select the value of the maximum win;
- **Stop if JACKPOT is won** (only for games with Progressive Jackpots): to enable this setting, tick the checkbox; to disable it, remove the tick.

Click the **ACTIVATE**  button to close the AUTO SPIN settings window and to start the auto spin feature with


the currently selected bet and auto spin setup. Click the **CLOSE**  button to close the window without starting the auto spin feature.

Click the **STOP AUTO SPIN**  button to stop the auto spin feature at any time.


5.2. Mobile version

Tap the **AUTO SPIN** button  to open the AUTO SPIN settings window where you can set up the following:

- **Number of auto spins:** tap + or - to select the number of auto spins to play.
- **Loss limit:** tap + or - to select the value of the loss limit;
- **Stop if a win reaches:** tap + or - to select the value of the maximum win;
- **Stop if JACKPOT is won** (only for games with Progressive Jackpots): to enable this setting, tick the checkbox; to disable it, remove the tick.

Tap the **ACTIVATE**  button to close the SPIN settings window and to start the auto spin feature with the

currently selected bet and auto spin setup. Tap the **CLOSE**  button to close the window without starting the auto spin feature.

Tap the **STOP AUTO SPIN**  button to stop the auto spin feature at any time.