

THE RUBY MEGAWAYS™

Game Rules (1.2 - 12/01/2021)

1. OVERVIEW

The goal is to obtain a winning combination on a winning way spread across the reels.

Game specifications:

Type	Slots
Number of reels	6 + top tracker (4 symbols)
Symbols per reel	2 to 7 (on Reels 1 and 6) 3 to 7 (on Reels 2, 3, 4 and 5 - includes top tracker)
Number of ways	Up to 117,649 Megaways
Number of coins you can bet	20 (cannot be changed)
Progressive	No
Double feature	No
Auto spin feature	Yes
Wild symbols	Yes
Multiplier symbols	No
Scatter symbols	Yes (Bonus, +5)
Bonus round	Yes
Free spins	Yes
Instant win	No
RTP	Standard Play: 96.11% The Ruby Bet: 96.86%

The game disconnects if you do not take any actions for a specific number of consecutive minutes (this number varies depending on jurisdiction); the session recovery feature will save the game progress so that the next time the game is loaded, you can continue where you left off.

In the event of technical difficulties resulting in a dropped connection to the game server, the game you were playing is saved automatically and will load the next time you establish a connection to the game server. You will not be able to reconnect to the game server for the first 30 seconds after the disconnection.

Note: In case of malfunction all pays and play are voided; any bet that was not yet accepted will be voided, any bet that was unsettled will be refunded.

2. HOW TO PLAY

Note: If you do not have enough money to play a game, the bet can be set to the minimum selectable amount through a dialog window informing about this.



All winning ways pay from left to right. Winnings on different ways are all added. Only the highest winning combination on each way is paid. Winnings from Free Spins are added to the total win.

The auto spin feature does not automatically start free spins - player input is required.


On the info bar, you can view the current BET, your BALANCE and your current WIN, displayed in either credit or your real currency, depending on the current user's choice (Available only for specific jurisdictions). To toggle between credit or your real currency, click in the BALANCE area (Available only for specific jurisdictions).

2.1. Desktop version

To play, follow these steps:

1. Click  on the main screen, and then use the + and - buttons to select a coin value. Click  to save the settings and return to the main screen.

Note: The total BET is displayed in either credit or your real currency, depending on the current user's choice (Available only for specific jurisdictions). To toggle between credit or your real currency, click in the BALANCE area (Available only for specific jurisdictions).



2. Click  to place the bet and spin the reels one time.

The total amount won will be shown in the WIN field from the info bar, in either credit or your real currency, depending on the current user's choice (Available only for specific jurisdictions). For each winning combination, the amount won is the amount shown in the payable for that winning combination.


To toggle between credit or your real currency, click in the BALANCE area (Available only for specific jurisdictions).

2.2. Mobile version

To play, follow these steps:

1. Tap  on the main screen, then use the + and - buttons to select a coin value. Tap  to save the settings and return to the main screen.

Note: The total BET is displayed in either credit or your real currency, depending on the current user's choice (Available only for specific jurisdictions). To toggle between credit or your real currency, tap in the BALANCE area (Available only for specific jurisdictions).

2. Tap  to place the bet and spin the reels one time.

The total amount won will be shown in the WIN field from the info bar, in either credit or your real currency, depending on the current user's choice (Available only for specific jurisdictions). For each winning combination, the amount won is the amount shown in the payable for that winning combination.

To toggle between credit or your real currency, tap in the BALANCE area (Available only for specific jurisdictions).

3. SPECIAL SYMBOLS AND FEATURES

3.1. Megaways

Megaways under license from Big Time Gaming.

Each spin can have up to 117,649 ways to win. Wins are awarded for left to right adjacent symbols, starting on reel 1, regardless of size.

3.2. Wild

The **Wild** symbol replaces any other symbols, except the **Bonus** symbols, to form winning combinations.

Wilds only appear on the horizontal top tracker.

3.3. Top Tracker

The horizontal tracker on top of reels 2, 3, 4 and 5 will add a symbol to each reel it is above.

3.4. Cascading Wins

Symbols spin into position to form a number of Megaways. Any win in view will start a Cascade.

Symbols in winning combinations will explode and new symbols will drop into position. Cascades will continue until no new wins are formed.

Winning symbols on the horizontal top tracker will be replaced by symbols shifting from right to left.

Note: During cascading wins, the number of ways is fixed at the same amount as on the initial winning spin.

Bonus symbols cannot be broken and will remain on screen until no more wins are formed.

3.5. Mystery symbol

Randomly, on any spin a number of **Mystery** symbols can land in view.

Note: All Mystery symbols will turn into the same symbol, except **Wild** or **Bonus** symbols.

3.6. Free Spins

Landing 4 **Bonus** symbols anywhere on the reels will trigger 12 **Free Spins**.

5 more Free Spins will be added for each additional **Bonus** symbol, up to a maximum of 27 **Free Spins**.

Further **Free Spins** can be won during the feature by landing 3 or 4 **Bonus** symbols on the top tracker only.

Note: 3 **Bonus** symbols will award +5 **Free Spins**, while 4 **Bonus** symbols will award +10 **Free Spins**.

During **Free Spins**, **Bonus** symbols can only appear on the top tracker.

3.7. Unlimited Multiplier

An unlimited win multiplier, starting at x1, is active during **Free Spins**.

After every cascading win during Free Spins, the multiplier will increase by x1.

The new multiplier will apply to the next free spins win, whether it comes during the same series of cascades or on a later free spin.

3.8. The Ruby Bet

The **The Ruby Bet** costs 75 x Total Bet (1,500 coins).

A **The Ruby Bet** spin is guaranteed to trigger the **Free Spins Bonus**.

Note: History application keys

Mystery: Mystery symbols

initial_screen: initial symbols

FS_Trigger: Free Spins

BONUS_BUY_ENTERED: The Ruby Bet








combo: Cascading Wins

FS_Retrigger: Free Spins

4. Other game buttons








4.1. Desktop version

The following buttons are available:

	Click this button to toggle the game sound on or off.
	<p>Click this button to open the PAYOUTS tab, where you can view several screens:</p> <ul style="list-style-type: none">• information about the payouts for the winning combinations, in either credit or your real currency - to toggle between credit or your real currency, click in the BALANCE area.• information about any existing special features or special symbols and their payouts, or specific awards;• basic game rules. <p>To navigate among the various screens in the PAYOUTS tab, click on the left and right arrows at the bottom of the screen.</p>
RULES	In the last of the screens from the PAYOUTS tab, click this button to view detailed game rules, in a new browser window.
	(in real mode only) This button can be found in the PAYOUTS screen, in the BET settings screen and in the AUTO SPIN screen (available only for specific jurisdictions). Click on it to view the gameplay history, in a new browser window.
	This button can be found in the PAYOUTS screen, in the BET settings screen and in the AUTO SPIN screen (available only for specific jurisdictions). Click on it to close the game and to open the home website, in the same browser window.
	(available while the reels are spinning) Click this button to stop the reels earlier.
	(available during winning animations) Click this button to skip the winning animations.
	(available only for specific jurisdictions) Click this button to activate Turbo mode. The Turbo mode speeds up the gameplay - the spin time is reduced to a minimum.

4.2. Mobile version


The following buttons are available:

	Tap this button to toggle the game sound on or off.
	<p>Tap this button to open the PAYOUTS tab, where you can view several screens:</p> <ul style="list-style-type: none">• information about the payouts for the winning combinations, in either credit or your real currency - to toggle between credit or your real currency, tap in the BALANCE area.• information about any existing special features or special symbols and their payouts, or specific awards;• basic game rules. <p>To navigate among the various screens in the PAYOUTS tab, tap on the left and right arrows at the bottom of the screen.</p>
RULES	In the last of the screens from the PAYOUTS tab, tap this button to view detailed game rules, in a new browser window.
	(in real mode only) This button can be found in the PAYOUTS screen, in the BET settings screen and in the AUTO SPIN screen (available only for specific jurisdictions). Tap on it to view the gameplay history in a new browser window.
	This button can be found in the PAYOUTS screen, in the BET settings screen and in the AUTO SPIN screen (available only for specific jurisdictions). Tap on it to close the game and to open the home website, in the same browser window.
	(available while the reels are spinning) Tap this button to stop the reels earlier.
	(available during winning animations) Tap this button to skip the winning animations.
	(available only for specific jurisdictions) Tap this button to activate Turbo mode. The Turbo mode speeds up the gameplay - the spin time is reduced to a minimum.



5. AUTO SPIN FEATURE


The loss limit setting allows stopping the auto spin feature automatically when the selected limit, plus your cumulative winnings, and minus your cumulative bets, is less than 0.

5.1. Desktop version

Click the **AUTO SPIN** button  to open the AUTO SPIN settings window where you can set up the following:

- **Number of auto spins:** click + or - to select the number of auto spins to play.
- **Loss limit:** click + or - to select the value of the loss limit;
- **Stop if a win reaches:** click + or - to select the value of the maximum win;
- **Stop if JACKPOT is won** (only for games with Progressive Jackpots): to enable this setting, tick the checkbox; to disable it, remove the tick.



Click the **ACTIVATE**  button to close the AUTO SPIN settings window and to start the auto spin feature with the currently selected bet and auto spin setup. Click the **CLOSE**  button to close the window without starting the auto spin feature.


Click the **STOP AUTO SPIN**  button to stop the auto spin feature at any time.

5.2. Mobile version

Tap the **AUTO SPIN** button  to open the AUTO SPIN settings window where you can set up the following:

- **Number of auto spins:** tap + or - to select the number of auto spins to play.
- **Loss limit:** tap + or - to select the value of the loss limit;
- **Stop if a win reaches:** tap + or - to select the value of the maximum win;
- **Stop if JACKPOT is won** (only for games with Progressive Jackpots): to enable this setting, tick the checkbox; to disable it, remove the tick.

Tap the **ACTIVATE**  button to close the SPIN settings window and to start the auto spin feature with the currently selected bet and auto spin setup. Tap the **CLOSE**  button to close the window without starting the auto spin feature.

Tap the **STOP AUTO SPIN**  button to stop the auto spin feature at any time.