

# ANACONDA EYE RAPIDS GAME RULES



Anaconda Eye Rapids is a video slot game, played on 5 reels, 3 rows and up to 20 paylines. It features Wild symbol, Bonus feature and Free Spins feature.

## Payout Rules

- All winning combinations must appear from left to right and start on the 1st reel, unless explicitly stated otherwise.
- Only the highest win is paid for each active payline.
- Payline wins are multiplied by the active line points.
- Scatter wins are multiplied by total bet and added to the payline wins.
- Bonus feature wins and Free spins feature wins are added to Scatter and payline wins.
- Free spins play at the same bet amount as the last spin.
- All displayed prizes are prize totals with all applicable multipliers already taken into account.

## Payout Additional Info


- Payouts in the pay table are shown in credits.
- Balance, bet and win are shown in player's currency.
- Malfunction voids all pays and plays.
- Based on the optimal player strategy, RTP of this game is 96.08%.
- Hit frequency of this game is 72.51%.

## Rules

- The Eye wild symbol substitutes for all symbols except Risky Dive free spins symbol and Anaconda Cave bonus symbol.
- 3 or more Anaconda Cave bonus symbols appearing consecutively on an active payline start the Mystery Gates bonus feature.
- 3 or more Risky Dive free spin symbols appearing anywhere on the screen start the Piranha Frenzy free spins feature.

## Free Spins Feature

### Piranha Frenzy Free Spins Feature



The Piranha Frenzy free spins feature starts when 3, 4 or 5 Risky Dive free spin symbols appear anywhere on the screen. You will be awarded initial 5 free spins with x2 multiplier. In the murky waters of the Amazon you will face 5 piranhas, 3 of them hiding additional free spins and 2 granting additional multipliers. The more Risky Dive free spin symbols you hit, the more piranhas you can pick:

- - 3 Risky Dive symbols > pick 2 piranhas
- - 4 Risky Dive symbols > pick 3 piranhas
- - 5 Risky Dive symbols > pick 4 piranhas

- Additional free spins can be won within the Piranha Frenzy free spins feature infinitely. A number of free spins is added and the multiplier stays the same.

## Bonus Feature

### Mystery Gates Bonus feature








With 3 or more Anaconda Cave bonus symbols you will enter the sacred cave with 5 mystery gates. Choose a gate to enter one of the shrines, each filled with treasure. You can return to the Anaconda cave 2 times to select a different gate, leading to another shrine, but remember – once you return to the cave, the prize collected in the shrine you just left will be lost.

- The Mystery Gates bonus feature starts when 3, 4 or 5 Anaconda Cave bonus symbols appear consecutively on an active payline, forming a bonus combination.
- The bonus combination can start on any reel.
- Only the longest bonus combination triggers Mystery Gates bonus feature.

- When the bonus combination of the same length appears on multiple active paylines, only one Mystery Gates bonus feature will be played. Its wins will be multiplied by the number of active paylines with this bonus combination.
- Four Anaconda Cave bonus symbols multiply wins by 3 and five Anaconda Cave bonus symbols multiply wins by 5.

## Desktop User Interface Elements

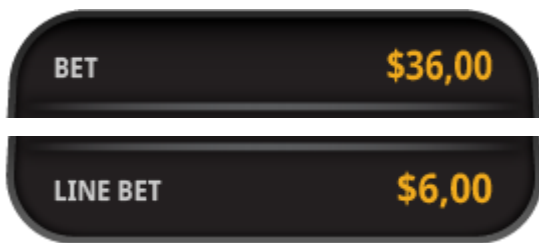
	<b>Info Button</b>	Opens info pages for the game.
	<b>Cashier Button</b>	Opens cashier.
	<b>Sound On/Off Toggle</b>	Toggles game sound setting between on and off.
	<b>Close Game Button</b>	Opens dialog box to confirm or cancel game closing.
	<b>Number of Lines Button</b>	Opens the dropdown where player can choose to change number of playing lines. Clicking on it again collapses the dropdown.
	<b>Coin Size Button</b>	Opens the dropdown where player can choose to change coin



**Coins Per Line Button**

size. Clicking on it again collapses the dropdown.

Opens the dropdown where player can choose to change number of coins per line played. Clicking on it again collapses the dropdown.



**Bet Info Display**

Displays the size of total bet.

**Line Bet Info Display**

Displays the size of line bet.



**Autoplay Button**

Depending on settings, starts autoplay or opens advanced autoplay dialog.



**Number of Autoplays Button**

Depending on settings, opens a dropdown with numbers of autoplay spins for closing or opens advanced autoplay dialog



**Max Bet Button**

Sets lines and number of coins to maximum number and starts the



**Stop/Spin Button**

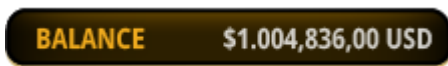
spin.

Starts or stops the spin, depending on the phase the game is in.



**History Button**

Opens player's round history for the game in question.



**Balance Info Display**

Displays the current player's balance amount.



**Info Line**

Displays messages about the game events.



**Win Info Display**

Displays total win for the spin, if any.

## Advanced Autoplay Elements



**Autoplay Settings**

Displays the title of the dialog.



**Bet Per Spin Control**

Provides means to set the bet amount for a single spin.



**Loss Limit Control**

Provides means to stop the autoplay after a set loss limit for the run has been reached.



**Single Win Control**

Provides means to stop the autoplay after a single win amount in an autoplay runs tops the set value.



**Number of Spins Control**

Provides means to set the maximum number of autoplay spins for a



**Start  
Autoplay  
Button**

single run.

Starts the autoplay run with a set parameters.

## Info Screen Elements



**Close Info Screen  
Button**

Closes the info pages for the game.



**Page Back Button**

Navigates one page back in info pages.



**Current Page Info  
Display**

Displays the title of the current info page and the location in info pages.



**Page Forward Button**

Navigates one page forward in info pages.