

Fruiti X

Fruiti X is 5-reel video slot featuring Wild and Scatter symbols.

The game has 10 fixed paylines.

Payline wins pay leftmost to right.

Scatter symbols pay at any position onscreen.

Only the highest win is paid per active payline and per scatter combination.

Scatter wins are added to the payline wins.

Payline wins are added.

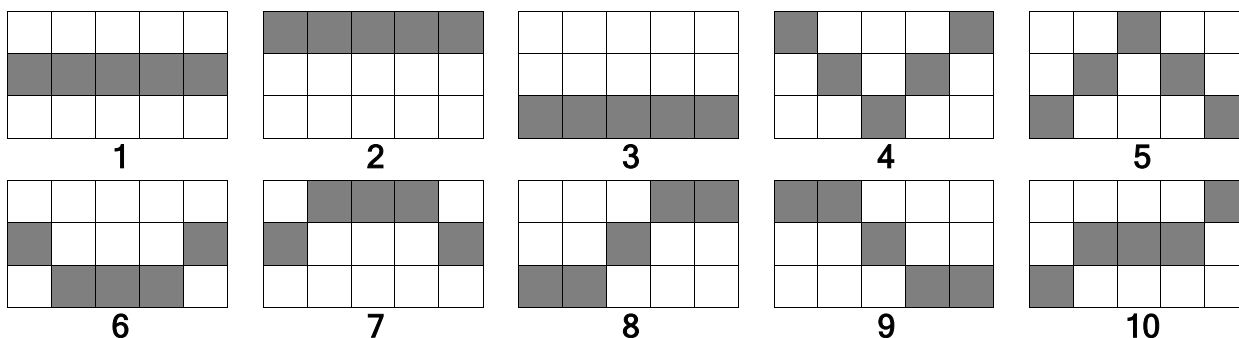
Winning combinations and payouts are made according to the Paytable.

Malfunction voids all pays and plays.

The game is also available in mobile version, matching the rules, bets and winnings of the classic version.



The game User Interface (UI) panel is located at the bottom of the screen.



GAMBLE

You are able to gamble any win not exceeding [per operator].

The gamble feature is card based and you have to guess the color of the next revealed card.

A correct guess doubles the win; a wrong guess causes you to lose your win.

The win can be gambled until a wrong guess or until a limit is reached.

Collecting the win ends the gamble feature.

You can use the **HALVE** option to credit half of your win to your balance and gamble the rest.

Joker substitutes for any color.





AUTOPLAY





Autoplay will let you play the selected number of game rounds automatically at the current bet setting. Autoplay is stopped when the **AUTOPLAY STOP** button is pressed. The remaining number of spins is displayed while Autoplay is active.

GAME LIMITS

Minimum bet	per operator
Maximum bet	per operator
Maximum win in a single game round	per operator

PAYTABLE

Graphics	Description	x total bet (5x)	x total bet (4x)	x total bet (3x)
	Star (Scatter symbol)	500	20	5
	Wild symbol	100	40	4
	Seven	40	8	2
	Watermelon	20	4	2

Graphics	Description	x total bet (5x)	x total bet (4x)	x total bet (3x)
	Plum	20	4	2
	Orange	10	2	1
	Lemon	10	2	1
	Cherries	10	2	1

CONTROLS



MENU button opens the game menu.



GAME HISTORY button opens the Game history page.



HELP button opens the Help page.



PAYTABLE button opens the Paytable.



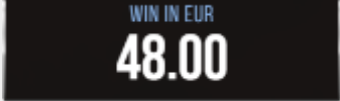









HOME button closes the game and credits any uncollected win to the balance, if collect is possible.



BALANCE field displays your current balance.



BET control displays the current bet amount and can be used to adjust the bet.

	<p>WIN field displays all pays won for the current game round.</p>
	<p>MAX BET button adjusts the bet to it maximum settings with regard to your balance.</p>
	<p>GAMBLE button starts the Gamble feature. Available in case of a win unless a limit has been reached.</p>
	<p>SPIN button plays the game at the current bet setting.</p>
	<p>STOP button quick-stops the reels. Available while the reels are spinning.</p>
	<p>SPACEBAR can be used as SPIN or STOP button.</p>
	<p>AUTOPLAY button opens the Autoplay settings.</p>
	<p>AUTOPLAY STOP button stops Autoplay.</p>
	<p>COLLECT button credits the win to your balance. Available after every win unless Autoplay is turned on and during Gamble.</p>
	<p>SOUND button toggles the sound volume</p>